

TECHNICAL MANUAL
ORGANIZATIONAL MAINTENANCE
REPAIR PARTS AND SPECIAL TOOLS LISTS
FOR
PROJECTION SET, MOTION PICTURE, SOUND
AS-25A (NSN 6730-00-089-7944)
AND
AS-25A1 (NSN 6730-00-168-3276)

HEADQUARTERS, DEPARTMENT OF THE ARMY

NOVEMBER 1978

**ORGANIZATIONAL MAINTENANCE REPAIR PARTS AND SPECIAL TOOLS LISTS
 FOR
 PROJECTION SET, MOTION PICTURE, SOUND
 AS-25A1 (NSN 6730-00-089-7944)
 AND
 AS-25A1 (NSN 6730-00-168-3276)**

Current as of 2 June 1978

REPORTING OF ERRORS

You can improve this manual by recommending improvement using DA Form 2028-2 located in the back of the manual. Simply tear out the self addressed form, fill it out as shown on the sample, fold it where show, and drop it in the mail.

If there are no blank DA Form 2028-2 in the back of your manual, use the standard DA Form 2028 (Recommended Changes to Publications and Blank Forms) and forward to the Commander, US Army Communications and Electronics Materiel Readiness Command, ATTN.: DRSEL-ME-MQ, Fort Monmouth, NJ 07703.

In either case a reply will be furnished direct to you.

Table of Contents

			Page	Illus Figure
SECTION	I.	Introduction	1	
	II.	Repair parts list.....	5	
Group	00	Projection Set, Motion Picture, Sound AS-25A1.....	5	1, 2
	01	Projector assembly 42553G2.....	9	3-10
		0101 Amplifier assembly (No parts authorized)		
		0102 Drive assembly(No parts authorized)		
	02	Loudspeaker, Permanent Magnet BQ-7A (No parts authorized)		
	00	Projection Set, Motion Picture, Sound AS-25A.....	25	11
	01	Projector AQA.....	27	12-19
		0101 Amplifier assembly (No parts authorized)		
		0102 Drive assembly (No parts authorized)		
	02	Loudspeaker, Permanent Magnet BQ-7A (No parts authorized)		
SECTION	III.	Special tools list (Not applicable)		
	IV.	National stock number and part number index	42	

*This manual supersedes so much of TM 11-6730-230-12 4 April 1968, including all changes, as pertains to repair parts and special tools list.

**SECTION I
INTRODUCTION**

1. Scope

This manual lists spares and repair parts; special tools; special test, measurement, and diagnostic equipment (TMDE), and other special support equipment required for performance of organizational maintenance of the AS25A and AS-25A1. It authorizes the requisitioning and issue of spares and repair parts as indicated by the source and maintenance codes.

2. General

This Repair Parts and Special Tools List is divided into the following sections:

a. Section II Repair Parts List A list of spares and repair parts authorized for use in the performance of maintenance. The list also includes parts which must be removed for replacement of the authorized parts. Parts lists are composed of functional groups in numeric sequence, with the parts in each group listed in figure and item number sequence.

b. Section III Special Tools List. Not applicable.

c. Section IV National Stock Number and Part Number Index. A list, in National item identification number (NIIN) sequence, of all National stock numbers (NSN) appearing in the listings, followed by a list, in alphanumeric sequence, of all part numbers appearing in the listings. National stock numbers and part numbers are cross-referenced to each illustration figure and item number appearance.

3. Explanation of Columns

a. Illustration. This column is divided as follows:

(1) *Figure number.* Indicates the figure number of the illustration on which the item is shown.

(2) *Item number.* The number used to identify item called out in the illustration.

b. Source Maintenance, and Recoverability (SMR) Codes.

(1) *Source code.* Source codes indicate the manner of acquiring support items for maintenance, repair or overhaul of end items. Source codes are entered in the first and second positions of the Uniform SMR Code format as follows:

<i>Code</i>	<i>Definition</i>
PA -	Item procured and stocked for anticipated or known usage.
XD -	A support item that is not stocked. When required, item will be procured through normal supply channels.

NOTE

Cannibalization or salvage may be used as a source of supply for any items source coded above except those coded XA and aircraft support items as restricted by AR 700-42.

(2) *Maintenance code.* Maintenance codes are assigned to indicate the levels of maintenance authorized to USE and REPAIR support items. The maintenance codes are entered in the third and fourth positions of the Uniform SMR Code format as follows:

(a) The maintenance code entered in the third position will indicate the lowest maintenance level authorized to remove, replace, and use the support item. The maintenance code entered in the third position will indicate one of the following levels of maintenance:

<i>Code</i>	<i>Application Explanation</i>
O -	Support item is removed, replaced, used at the organizational level.

(b) The maintenance code entered in the fourth position indicates whether the item is to be repaired and identifies the lowest maintenance level with the capability to perform complete repair (i.e., all authorized maintenance functions). This position will contain one of the following maintenance codes:

<i>Code</i>	<i>Application Explanation</i>
F -	The lowest maintenance level capable of complete repair of the support item is the direct support level.
H -	The lowest maintenance level capable of complete repair of the support item is the general support level.
Z -	Nonreparable. No repair is authorized.

(3) *Recoverability code.* Recoverability codes are assigned to support items to indicate the disposition action on unserviceable items. The recoverability code is entered in the fifth position of the Uniform SMR Code format as follows:

<i>Recoverability codes</i>	<i>Definition</i>
Z -	Nonreparable item. When unserviceable, condemn and dispose at the level indicated in position 3.
F -	Reparable item. When uneconomically reparable, condemn and dispose at the direct support level.
H -	Reparable item. When uneconomically reparable, condemn and dispose at the general support level.

c. National Stock Number Indicates the National stock number assigned to the item and will be used for requisitioning purposes.

d. Part Number Indicates the primary number used by the manufacturer (individual company, firm, corporation, or Government activity), which controls the design and characteristics of the item by means of its engineering drawings, specifications, standards, and

inspection requirements to identify an item or range of items.

NOTE

When a stock numbered item is requisitioned, the repair part received may have a different part number than the part being replaced.

e. Federal Supply Code for Manufacturer (FSCM). The FSCM is a 5-digit numeric code listed in SB 708-42 which is used to identify the manufacturer, distributor, or Government agency, etc.

f. Description. Indicates the Federal item name and, if required, a minimum description to identify the item.

g. Unit of Measure (U/M). Indicates the standard of the basic quantity of the listed item as used in performing the actual maintenance function. This measure is expressed by a two-character alphabetical abbreviation (e.g., ea, in, pr, etc.). When the unit of measure differs from the unit of issue, the lowest unit of issue that will satisfy the required units of measure will be requisitioned.

h. Quantity Incorporated in Unit. Indicates the quantity of the item used in the breakout shown on the illustration figure, which is prepared for a functional group, subfunctional group, or an assembly.

4. Special Information

a. Usable on codes are shown in the description column. Uncoded items are applicable to all models. Identification of the usable on codes us in this publication are:

<i>Code</i>	<i>Used on</i>
2GW	AS-25A
ATN	AS-25A1

b. The illustrations in this manual are identical to those published in TM 11-6730-230-34P. Only those parts assigned the third position SMR maintenance code "C" or "O" are listed in the tabular listing; therefore, there may be a break in the item number sequence. Only illustrations containing organizational authorized items appear in this

manual.

c. The following publication pertains to the AS-25A and AS-25A1 and its components:

TM 11-6730-230-12, Projection Set, Motion Picture Sound AS-25A; Projector, Motion Picture Sound AS-25A1 (Sound Motion Picture Projection Set Graflex Model 920EX); and Projection Set, Motion Picture Sound AS-25A3 (Sound Motion Picture Projection Set Graflex Model 1015AR)

5. How to Locate Repair Parts

a. When National stock number or part number is unknown.

(1) First Using the table of contents, determine the functional group within which the item belongs. This is necessary since illustrations are prepared for functional groups and listings are divided into the same groups.

(2) Second. Find the illustration covering the functional group to which the item belongs.

(3) Third Identify the item on the illustration and note the illustration figure and item number of the item.

(4) Fourth Using the Repair Parts Listing, find the figure and item number noted on the illustration.

b. When National stock number or part number is known.

(1) First. Using the Index of National Stock Numbers and Part Numbers, find the pertinent National stock number or part number. This index is in NIIN sequence followed by a list of part numbers in alphanumeric sequence, cross-referenced to the illustration figure number and item number.

(2) Second. After finding the figure and item number, locate the figure and item number in the repair parts list.

6. Abbreviations

Not applicable.

(Next printed page is 4)

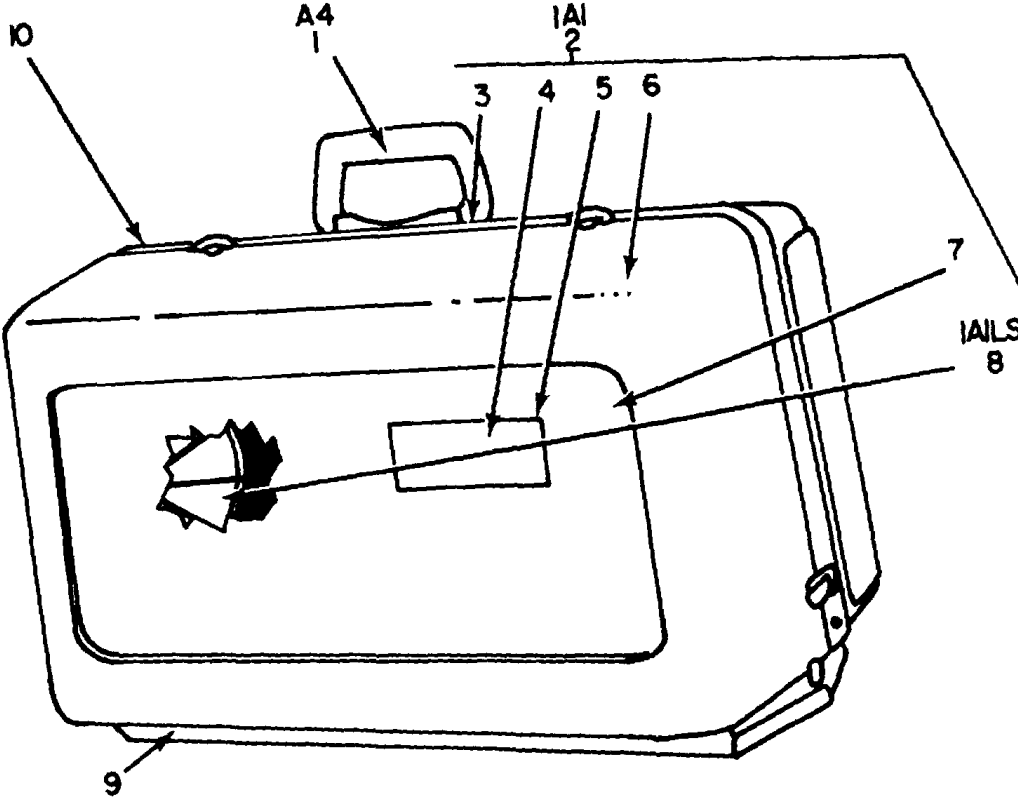


Figure 1. Projection Set, Motion Picture, Sound AS-25A1.

SECTION II

TM 11-6730-230-20P

(1) ILLUSTRATION		(2)	(3)	(4)	(5)	(6)	(7)	(8)
(a) FIG NO.	(b) ITEM NO.	SMR CODE	NATIONAL STOCK NUMBER	FSCM	PART NUMBER	DESCRIPTION USABLE ON CODE	U/M	QTY INC IN UNIT
1	2	XDOHH		25734	39047G2 5	GROUP 00 PROJECTION SET, MOTION PICTURE, SOUND AS-25A1 COVER ASSY ATN	EA	1

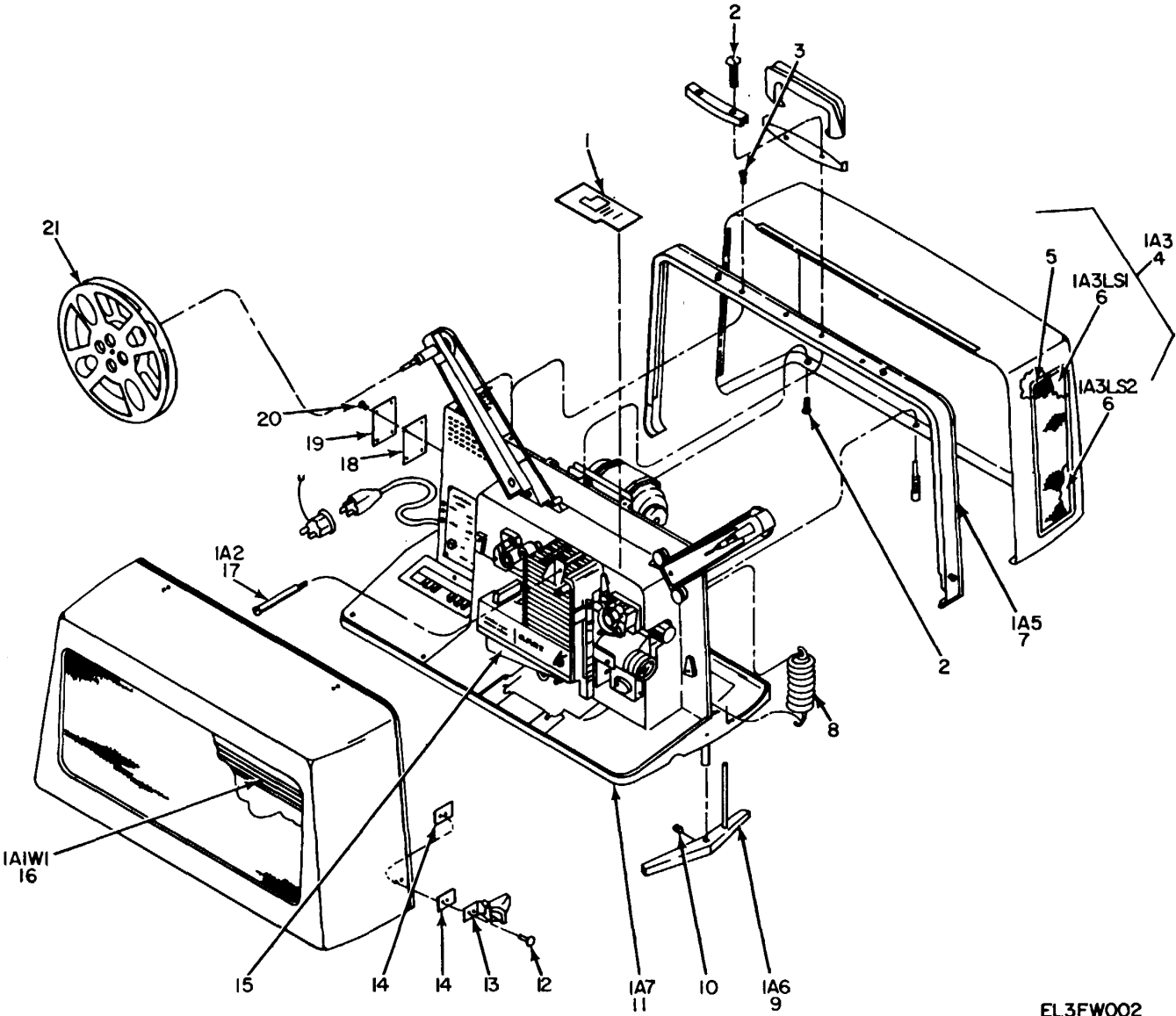
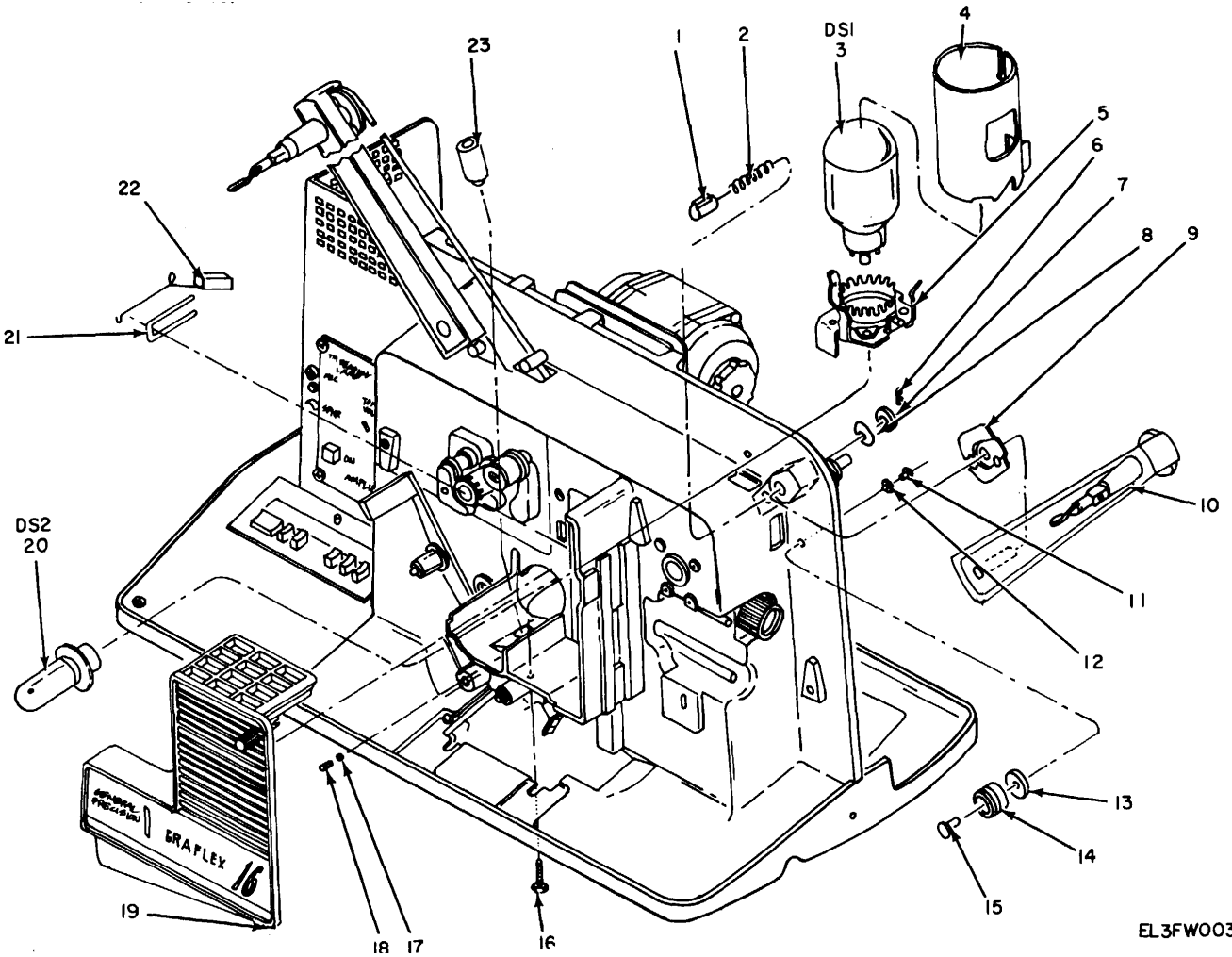


Figure 2. Projection Set, Motion Picture, Sound AS-25A1, Exploded view.

SECTION II

TM 11-6730-230-20P

(1) ILLUSTRATION		(2)	(3)	(4)	(5)	(6)	(7)	(8)
(a) FIG NO.	(b) ITEM NO.	SMR CODE	NATIONAL STOCK NUMBER	FSCM	PART NUMBER	DESCRIPTION USABLE ON CODE	U/M	QTY INC IN UNIT
2	11	XDOHH		25734	42553G2	PROJECTOR ASSY	EA	1
2	15	PAOZZ	6730-00-150-1779	25734	39226P1	COVER.....	EA	1
2	17	PAOZZ	5305-00-153-7906	257341	39085G1	SCREW, SPECIAL	EA	1
2	21	PAOZZ	6760-00-282-7988	94910	3666	REEL, FILM	EA	1
7								



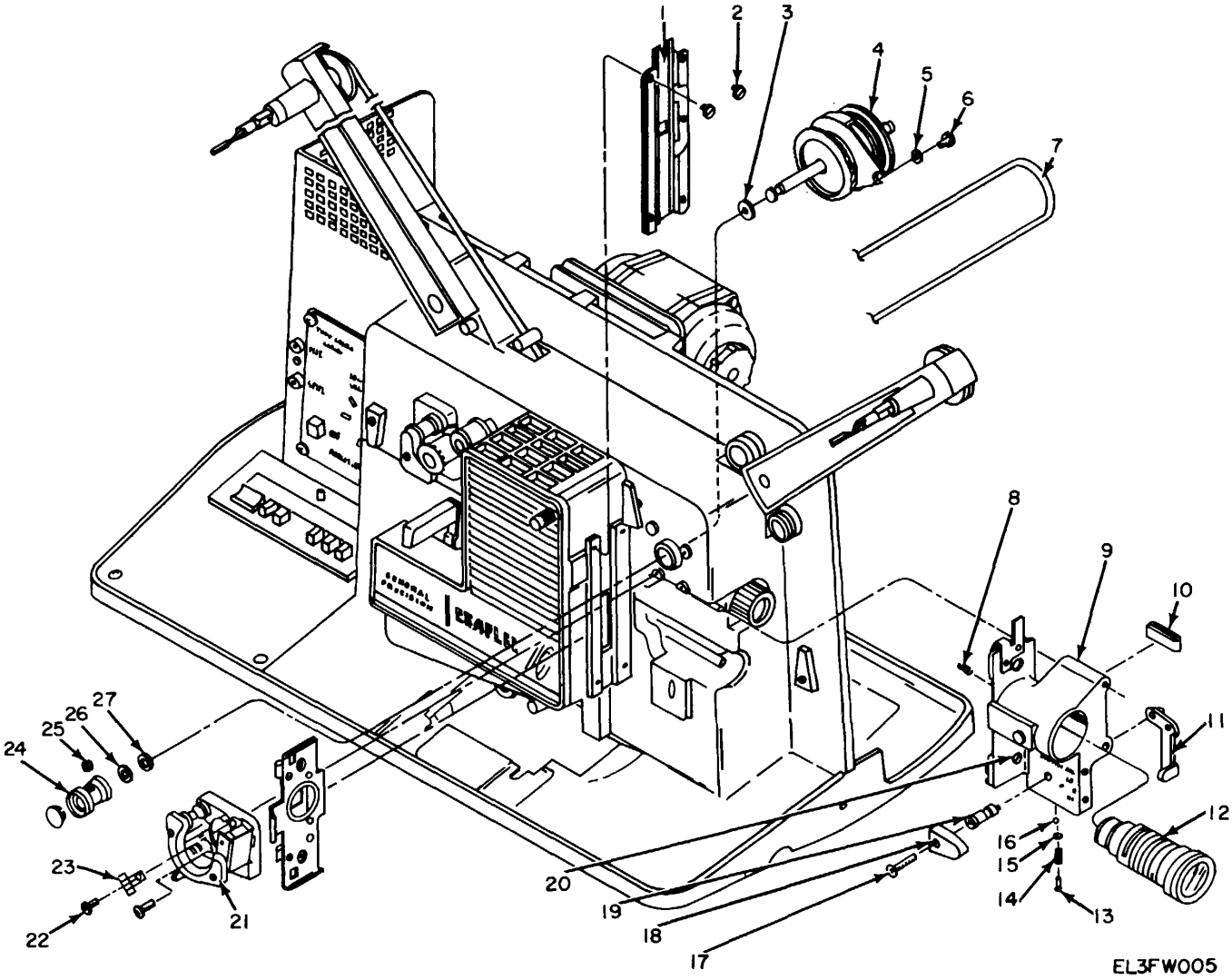
EL3FW003

Figure 3. Projector Assembly 42553G2, Lamp House Components and Supply Reel Arm, Exploded View.

SECTION II

TM 11-6730-230-20P

(1) ILLUSTRATION		(2)	(3)	(4)	(5)	(6)	(7)	(8)
(a) FIG NO.	(b) ITEM NO.	SMR CODE	NATIONAL STOCK NUMBER	FSCM	PART NUMBER	DESCRIPTION USABLE ON CODE	U/M	QTY INC IN UNIT
3	3	PAOZZ	6240-00-069-3505	25734	38170P2	GROUP 01 PROJECTOR ASSEMBLY 42553G2		
3	20	PAOZZ	6240-00-155-7777	25734	38386P2	LAMP, PROJECTOR..... ATN LAMP, EXCITER..... ATN	EA EA	1 1
					9			



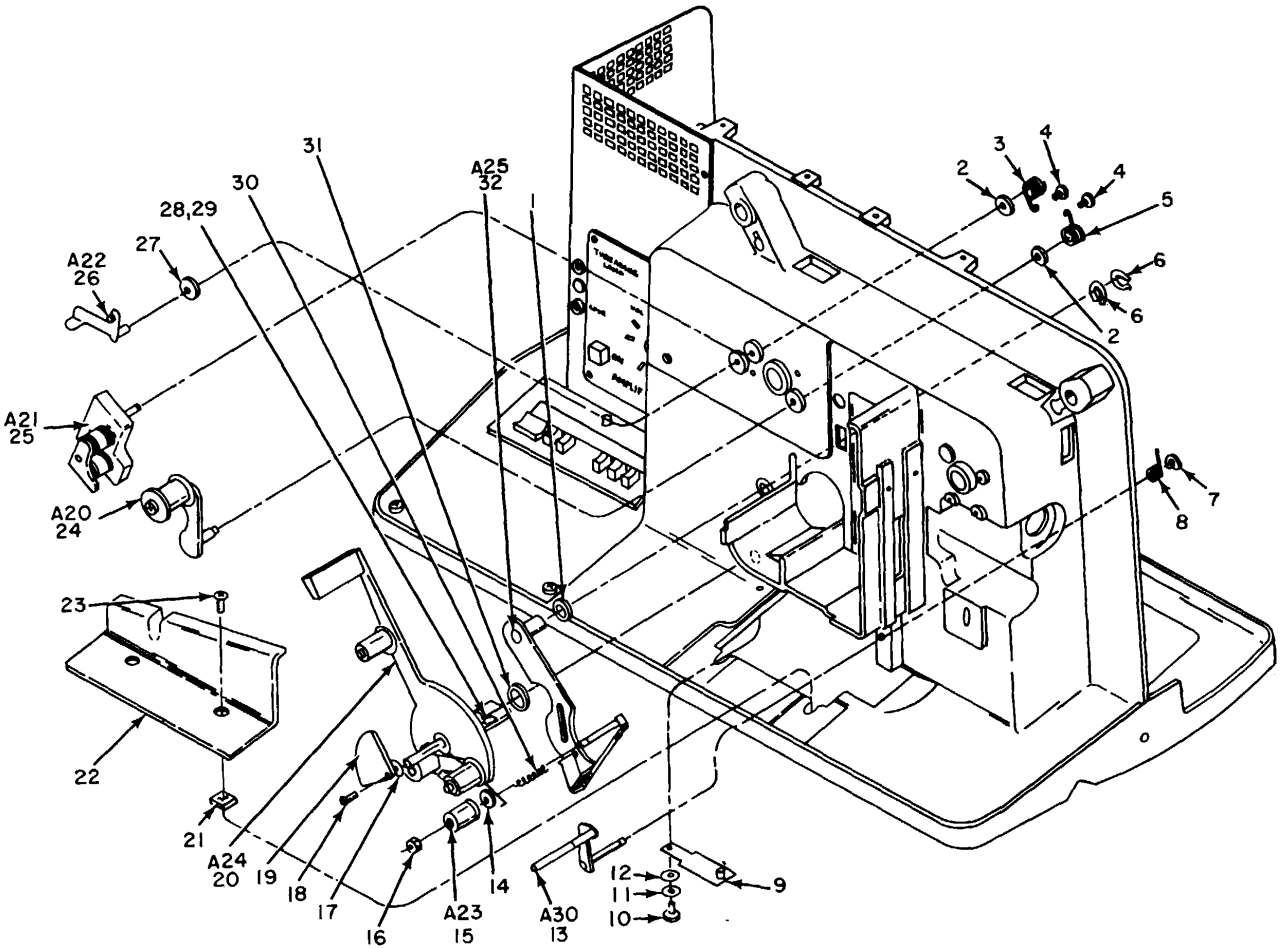
EL3FW005

Figure 4. Projector Assembly 42553G2, Film Feed and Film Gate Mechanism, Exploded View.

SECTION II

TM 11-6730-230-20P

(1) ILLUSTRATION		(2)	(3)	(4)	(5)	(6)	(7)	(8)
(a) FIG NO.	(b) ITEM NO.	SMR CODE	NATIONAL STOCK NUMBER	FSCM	PART NUMBER	DESCRIPTION USABLE ON CODE	U/M	QTY INC IN UNIT
4	7	PAOZZ	3030-00-089-7872	25734	39211P2	BELT, SUPPLY REEL ATN	EA	1
4	12	PAOZZ	6760-00-230-8411	25734	39486P1	LENS, PROJECTION ATN	EA	1
					11			



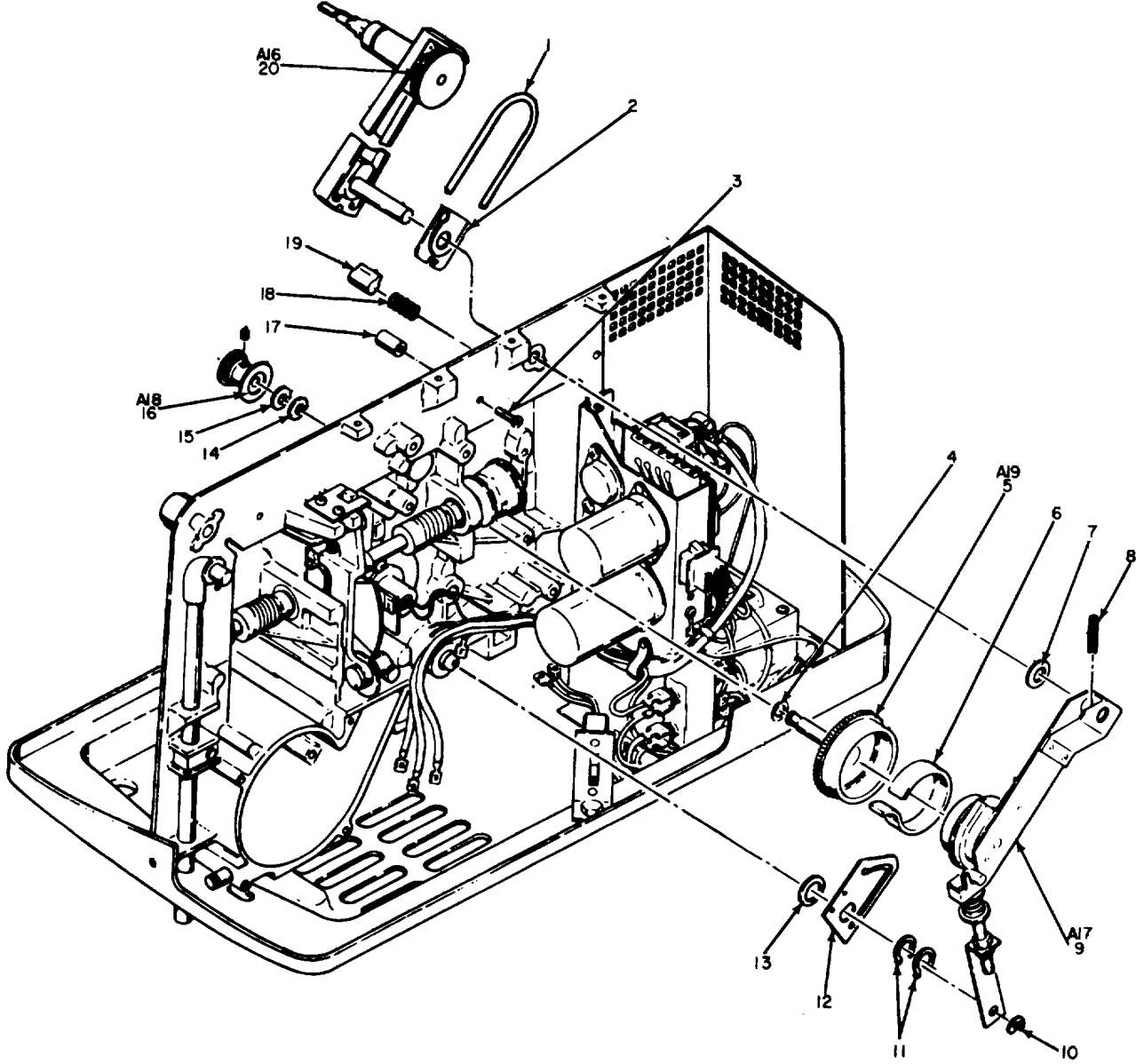
FI 3FW011
EL3FW011

FIGURE 5. PROJECTOR ASSEMBLY 42552G2, Threading Control Arm, Pressure roller arm and takeup Shoe, Exploded View

SECTION II

TM 11-6730-230-20P

(1) ILLUSTRATION		(2)	(3)	(4)	(5)	(6)	(7)	(8)
(a) FIG NO.	(b) ITEM NO.	SMR CODE	NATIONAL STOCK NUMBER	FSCM	PART NUMBER	DESCRIPTION USABLE ON CODE	U/M	QTY INC IN UNIT
5	21	PAOZZ	5310-00-413-3033	78553	C9031-6Z4 13	NUT, STAMPED ATN	EA	2



EL3FW012

Figure 6. Projector Assembly 42553G2, Takeup Mechanism and Reel Arm, Exploded View.

SECTION II

TM 11-6730-230-20P

(1) ILLUSTRATION		(2)	(3)	(4)	(5)	(6)	(7)	(8)
(a) FIG NO.	(b) ITEM NO.	SMR CODE	NATIONAL STOCK NUMBER	FSCM	PART NUMBER	DESCRIPTION USABLE ON CODE	U/M	QTY INC IN UNIT
6	1	PAOZZ	3030-00-089-7871	25734	39211P1 15	BELT, REEL ATN	EA	1

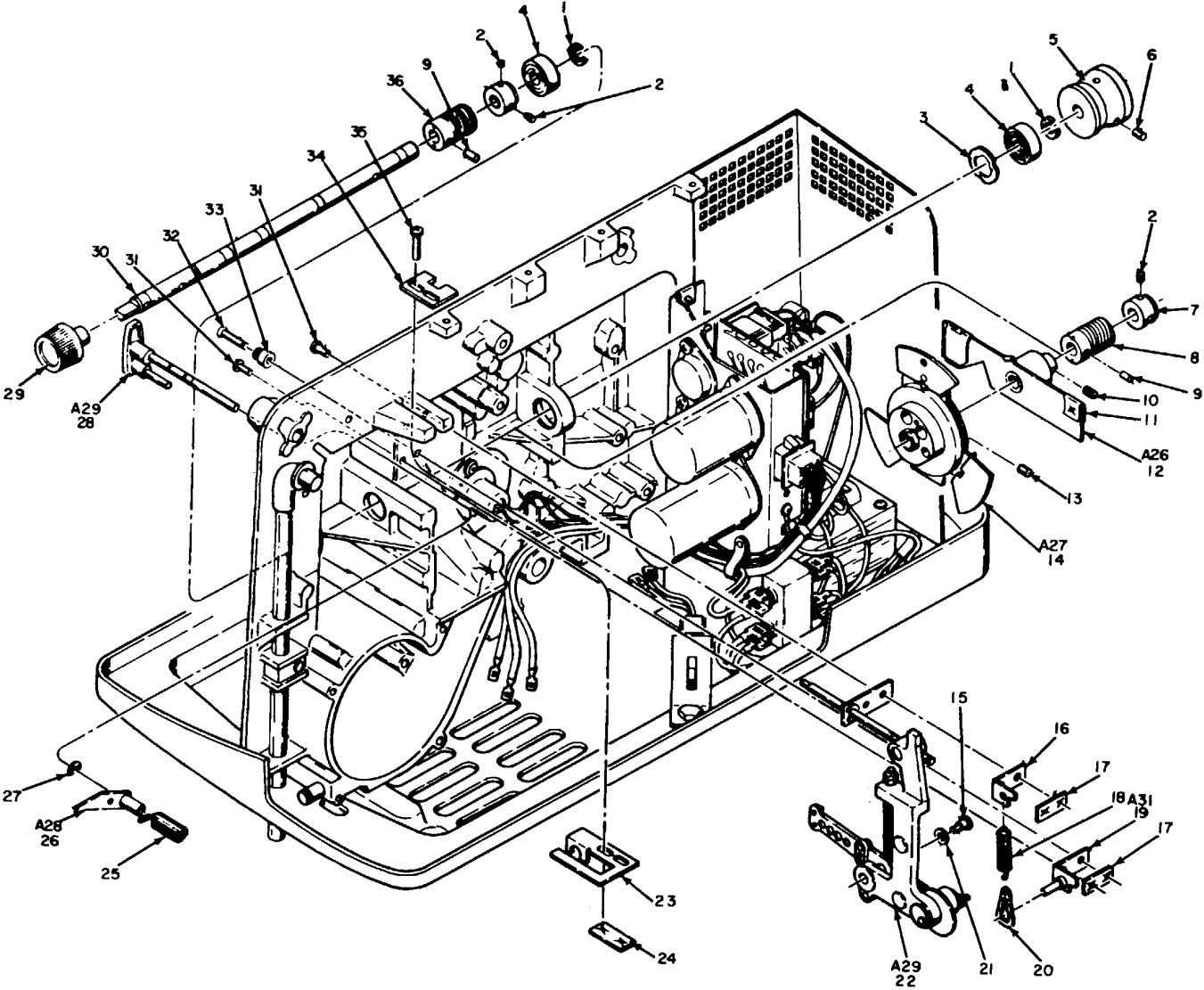


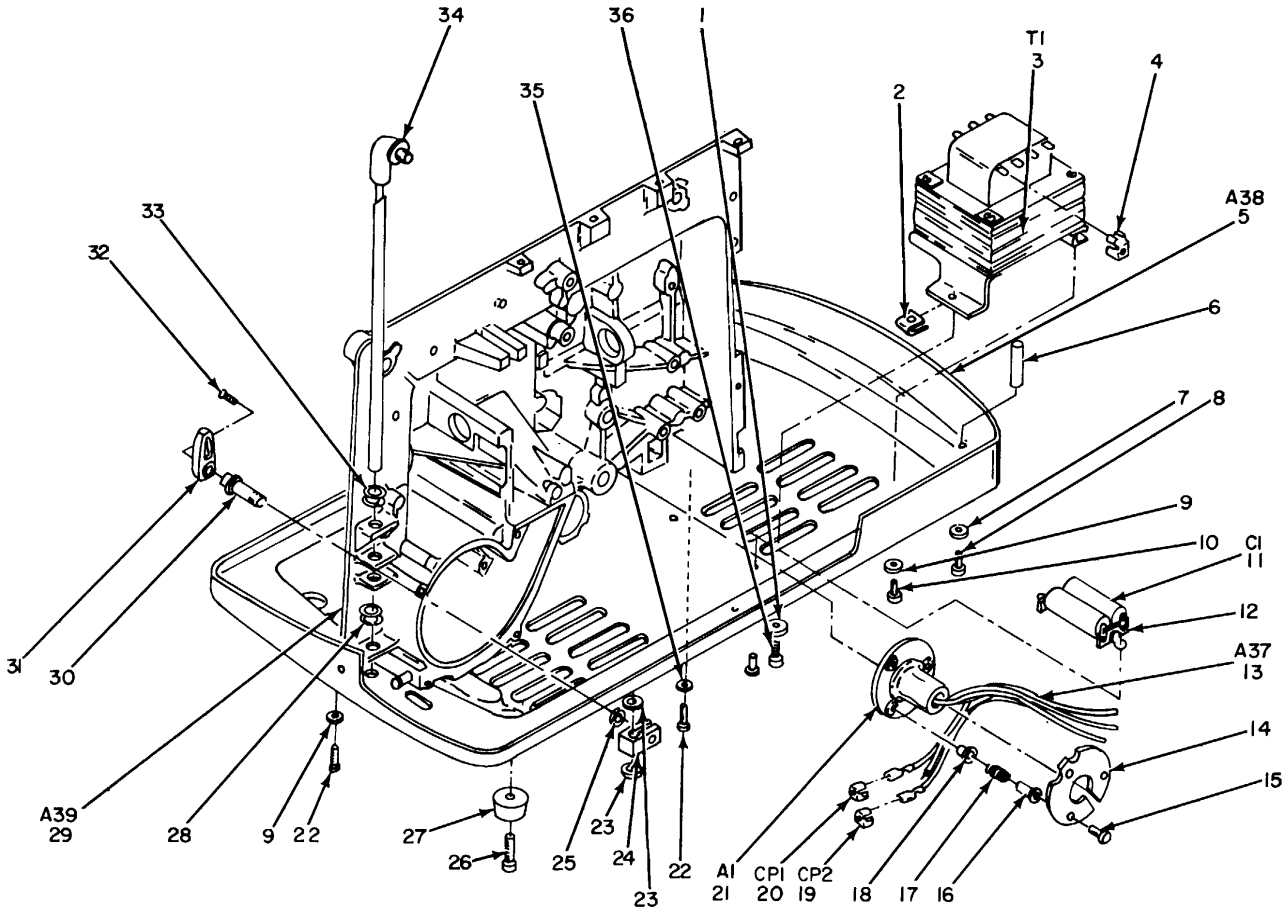
Figure 7. Projector Assembly 42553G2, Drive Shaft Components and Claw Arm, Exploded View

EL3FW014

SECTION II

TM 11-6730-230-20P

(1) ILLUSTRATION		(2)	(3)	(4)	(5)	(6)	(7)	(8)
(a) FIG NO.	(b) ITEM NO.	SMR CODE	NATIONAL STOCK NUMBER	FSCM	PART NUMBER	DESCRIPTION USABLE ON CODE	U/M	QTY INC IN UNIT
7	29	XDOZZ		25734	38184P1 17	KNOB, INCHING ATN	EA	1



EL3FW016

Figure 8. Projector Assembly 42553G2, Exciter Lamp Socket, Transformer and Base Details, Exploded View.

SECTION II

TM 11-6730-230-20P

(1) ILLUSTRATION		(2)	(3)	(4)	(5)	(6)	(7)	(8)
(a) FIG NO.	(b) ITEM NO.	SMR CODE	NATIONAL STOCK NUMBER	FSCM	PART NUMBER	DESCRIPTION USABLE ON CODE	U/M	QTY INC IN UNIT
8	26	XDOZZ	5340-00-995-8329	25734	116-6R10H	SCREW, MACHINE ATN	EA	4
8	27	PAOZZ		75543	747RWGRSSBR	FOOT, RUBBER ATN	EA	4
					19			

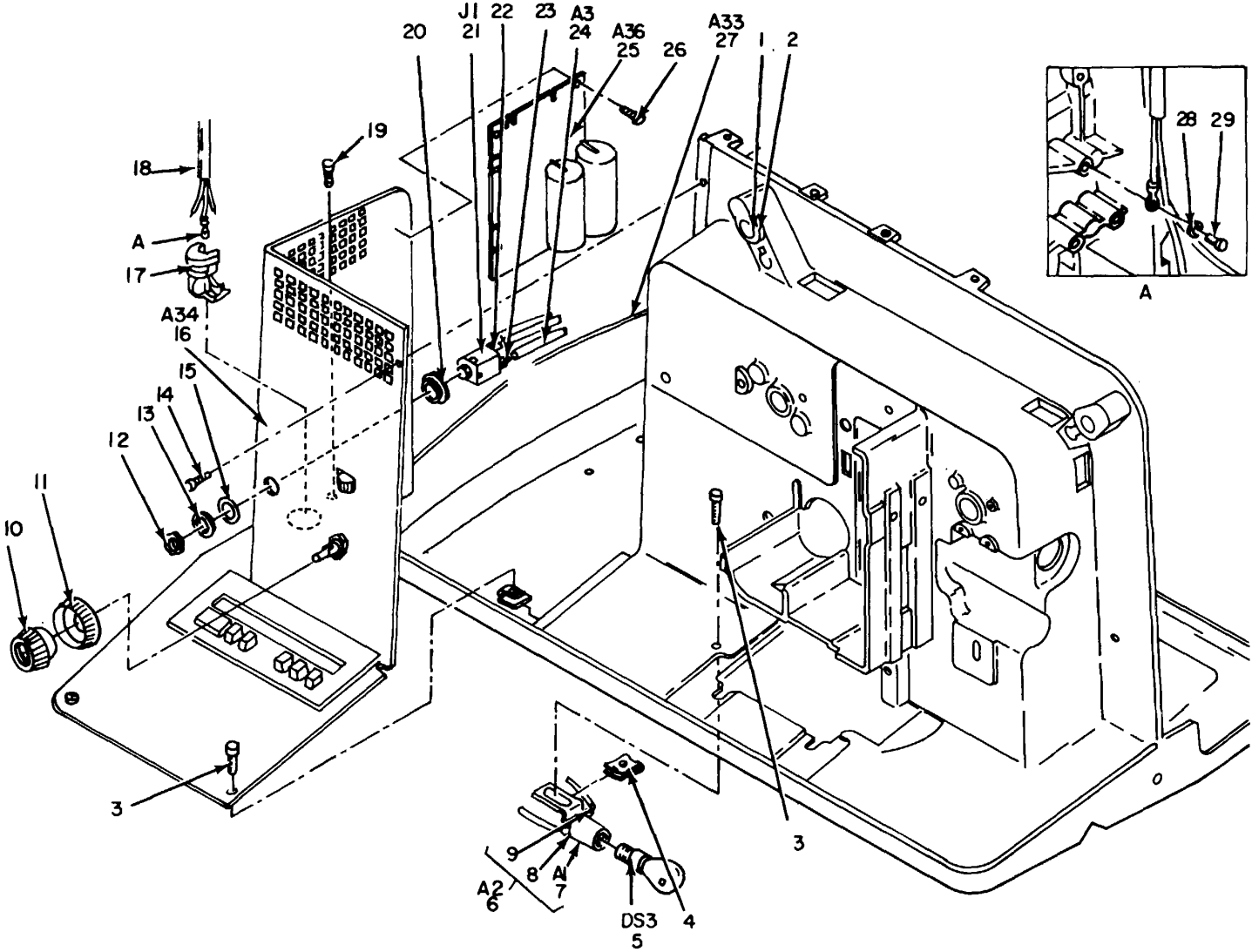
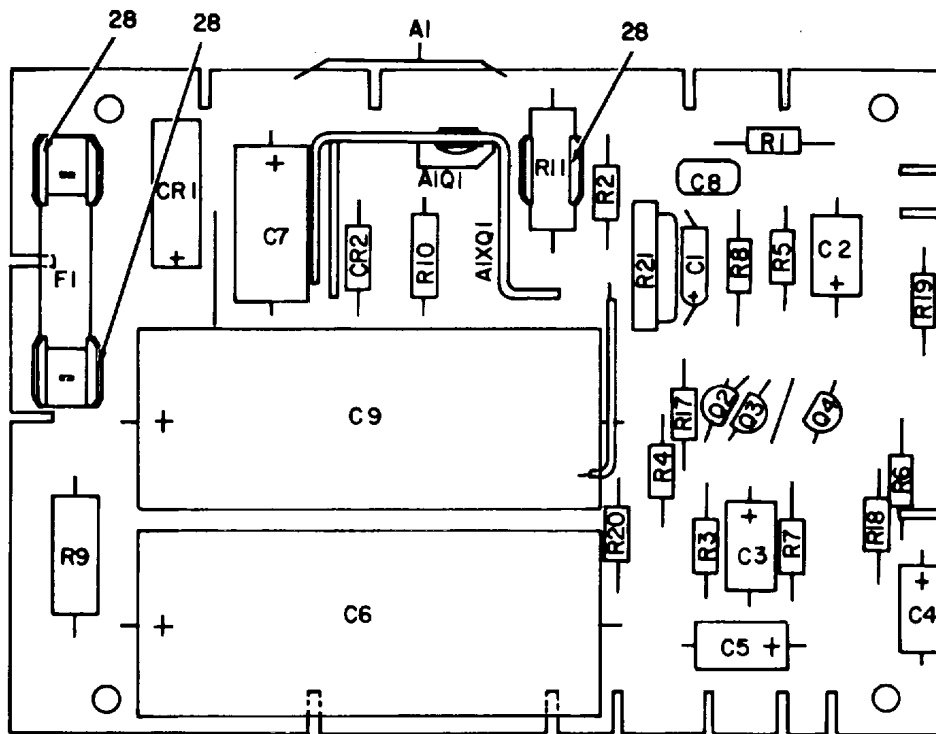


Figure 9. Projector Assembly 42553G2, Amplifier cover Assembly and Threading Lamp Components, Exploded View.

SECTION II

TM 11-6730-230-20P

(1) ILLUSTRATION		(2)	(3)	(4)	(5)	(6)	(7)	(8)
(a) FIG NO.	(b) ITEM NO.	SMR CODE	NATIONAL STOCK NUMBER	FSCM	PART NUMBER	DESCRIPTION USABLE ON CODE	U/M	QTY INC IN UNIT
9	5	PAOZZ	6240-00-655-2431	24455	6S6	LAMP, THD..... ATN	EA	1
9	10	PAOZZ	5355-00-411-4481	81875	19300-10A	KNOB, VOLUME ATN	EA	1
9	11	PAOZZ	5355-00-411-4480	81875	19400-3	KNOB, TONE..... ATN	EA	1
					21			



REF DES.	ITEM NO.	REF DES.	ITEM NO.	REF DES.	ITEM NO.
C1	1	Q2	9	R10	19
C2	2	Q3	9	R11	20
C3	1	Q4	10	R17	21
C4	1	R1	11	R18	22
C5	1	R2	12	R19	23
C6	3	R3	13	R20	16
C7	4	R4	14	R21	24
C8	5	R5	15	A1	25
C9	3	R6	16	A1Q1	26
CR1	6	R7	13	A1XQ1	27
CR2	7	R8	17		
F1	8	R9	18		

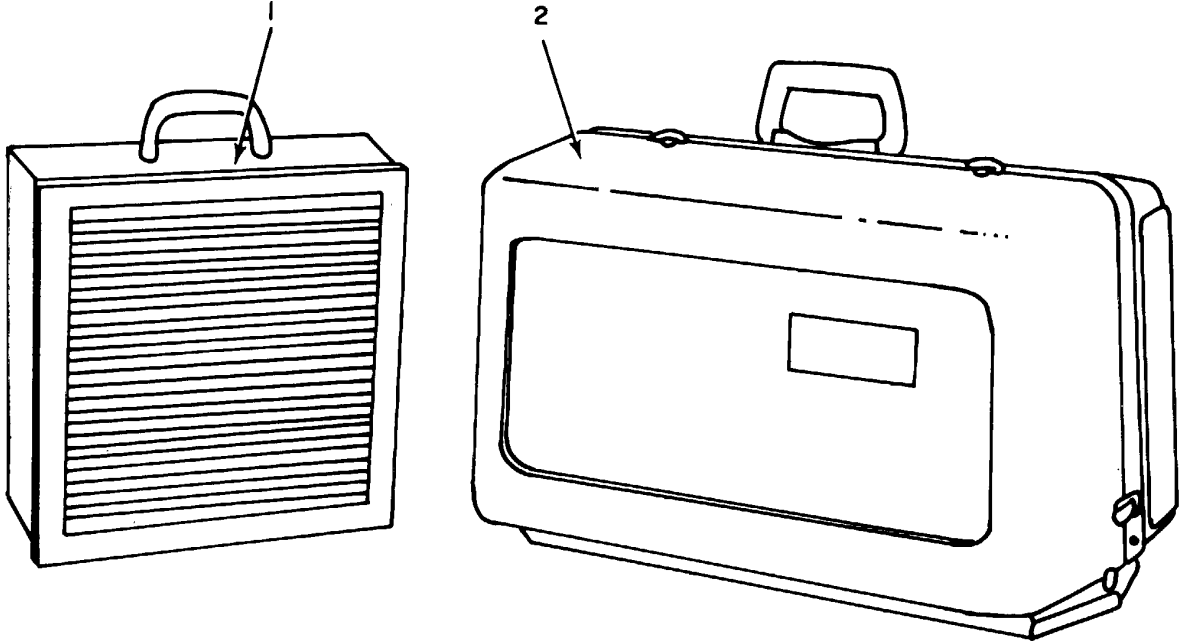
NOTE: FOR COMPLETE REFERENCE DESIGNATIONS, PREFIX WITH, IA7A36 EL3FW019

Figure 10. Projector Assembly 42553G2, amplifier Printed Circuit Board Parts.

SECTION II

TM 11-6730-230-20P

(1) ILLUSTRATION		(2)	(3)	(4)	(5)	(6)	(7)	(8)
(a) FIG NO.	(b) ITEM NO.	SMR CODE	NATIONAL STOCK NUMBER	FSCM	PART NUMBER	DESCRIPTION USABLE ON CODE	U/M	QTY INC IN UNIT
10	8	PAOZZ	5920-00-050-4953	81349	3AB1-5AMP 23	FUSE..... ATN	EA	1



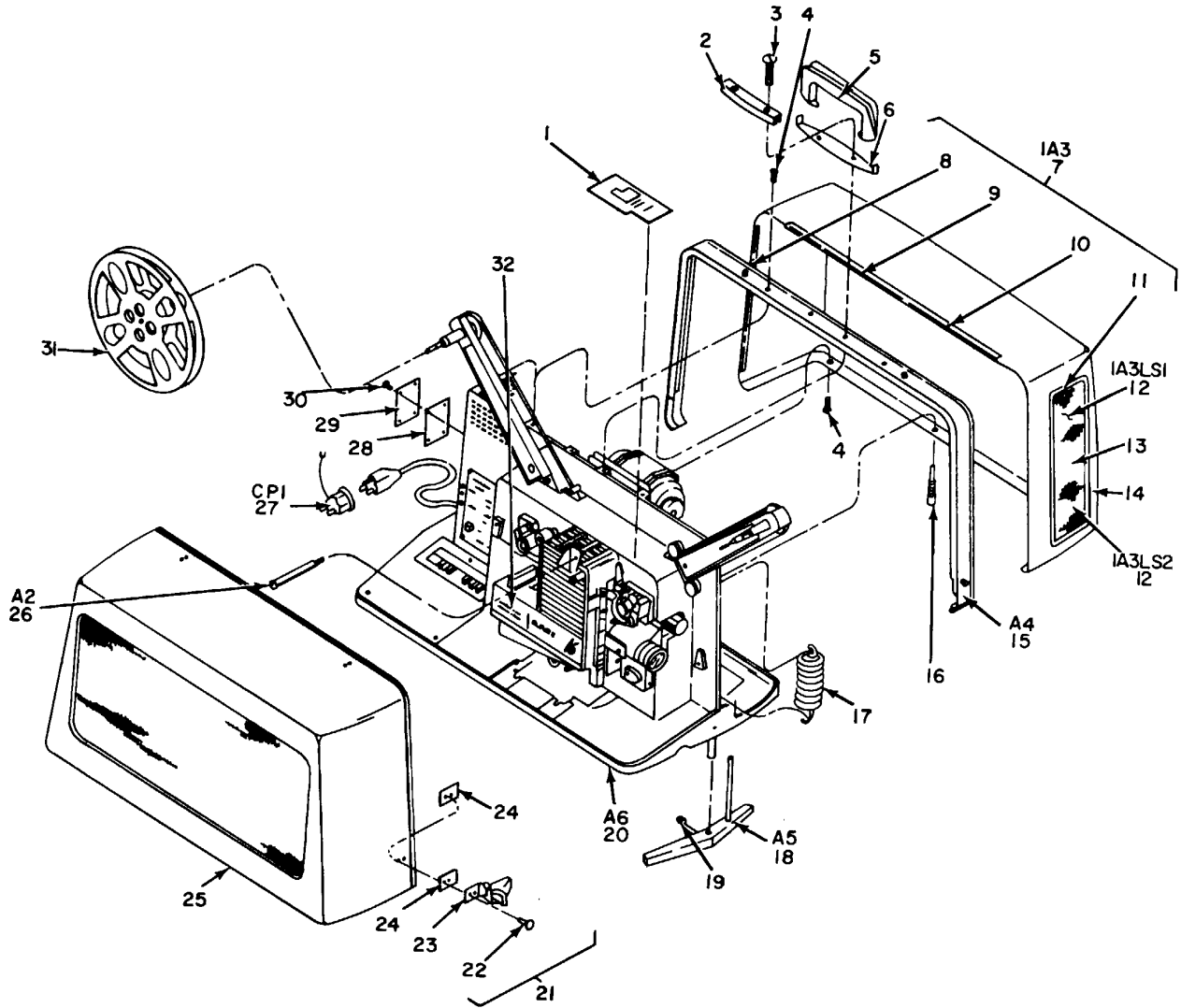
EL3FW022

Figure 11. Projection Set, Motion Picture, sound AS-25A.

SECTION II

TM 11-6730-230-20P

(1) ILLUSTRATION		(2)	(3)	(4)	(5)	(6)	(7)	(8)
(a) FIG NO.	(b) ITEM NO.	SMR CODE	NATIONAL STOCK NUMBER	FSCM	PART NUMBER	USABLE ON CODE	U/M	QTY INC IN UNIT
11	1	PAOFF	5965-00-089-7873	80058	BQ-7A	LOUDSPEAKER PERM..... 2GW	EA	1
11	2	PAOFH	6730-00-089-7943	80059	AQ-9A	PROJECTOR, MTN PIX..... 2GW	EA	1
					25			



EL3FW023

Figure 12. Projector, AQ-9A, Exploded View.

(1) ILLUSTRATION		(2)	(3)	(4)	(5)	(6)	(7)	(8)
(a) FIG NO.	(b) ITEM NO.	SMR CODE	NATIONAL STOCK NUMBER	FSCM	PART NUMBER	DESCRIPTION USABLE ON CODE	U/M	QTY INC IN UNIT
12	20	XDOHH		25734	42553G1	GROUP 01 PROJECTOR, AQ-9A		
12	27	PAOZZ	6730-00-116-3454	73586	2573-L	PROJECTOR, ASSEMBLY..... 2GW	EA	1
12	31	PAOZZ	6760-00-282-7988	81349	PH-312	ADAPTER, PWR CARD 2GW	EA	1
						REEL, PHOTO FILM..... 2GW	EA	1
					27			

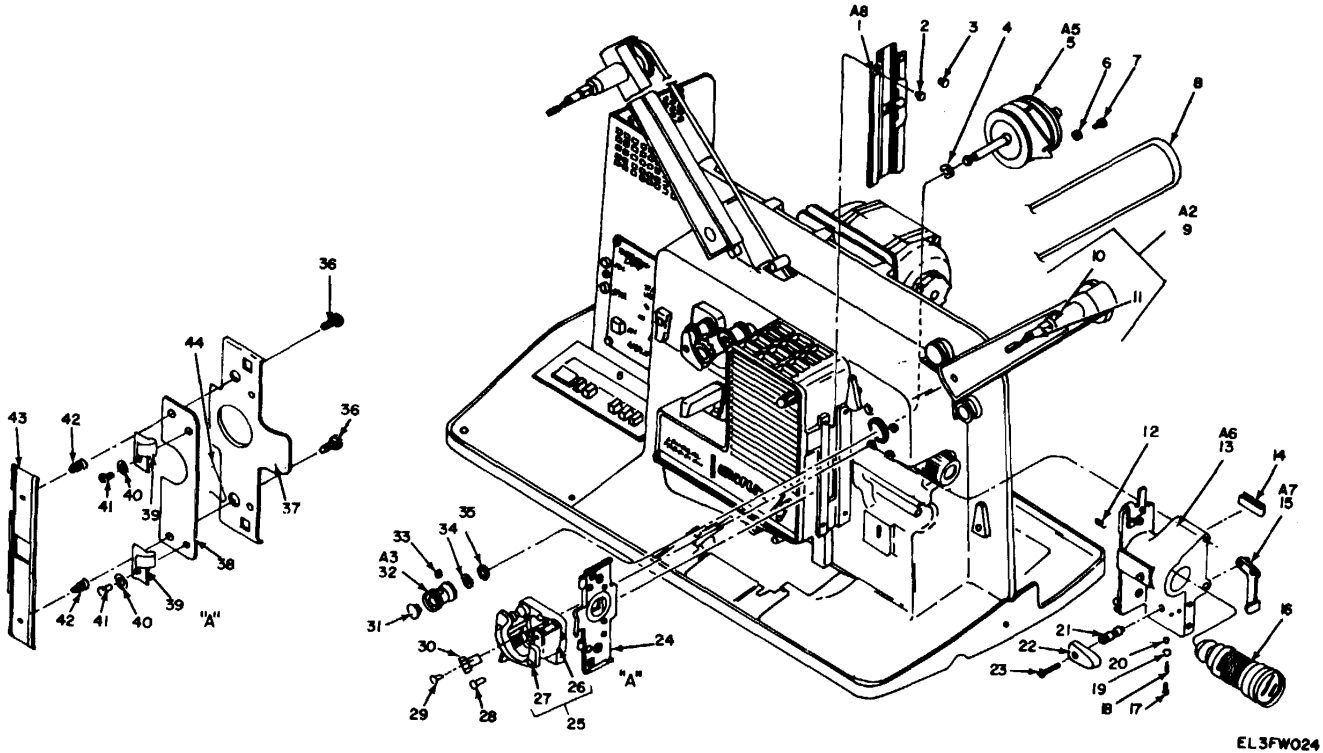


Figure 13. Projector, AQ-9A, Film Feed and Film Gate Mechanism, Exploded View.

SECTION II

TM 11-6730-230-20P

(1) ILLUSTRATION		(2)	(3)	(4)	(5)	(6)	(7)	(8)
(a) FIG NO.	(b) ITEM NO.	SMR CODE	NATIONAL STOCK NUMBER	FSCM	PART NUMBER	DESCRIPTION USABLE ON CODE	U/M	QTY INC IN UNIT
13	8	PAOZZ	3030-00-089-7872	25734	39211P2	BELT, SUPPLY REEL 2GW	EA	1
13	16	PAOZZ	6760-00-123-0634	25734	39428P1	LENS, PROJECTION 2GW	EA	1
13	24	PAOFF	6730-00-116-7065	25734	38472G2	SHOE, FILM PRESSU..... 2GW	EA	1
					29			

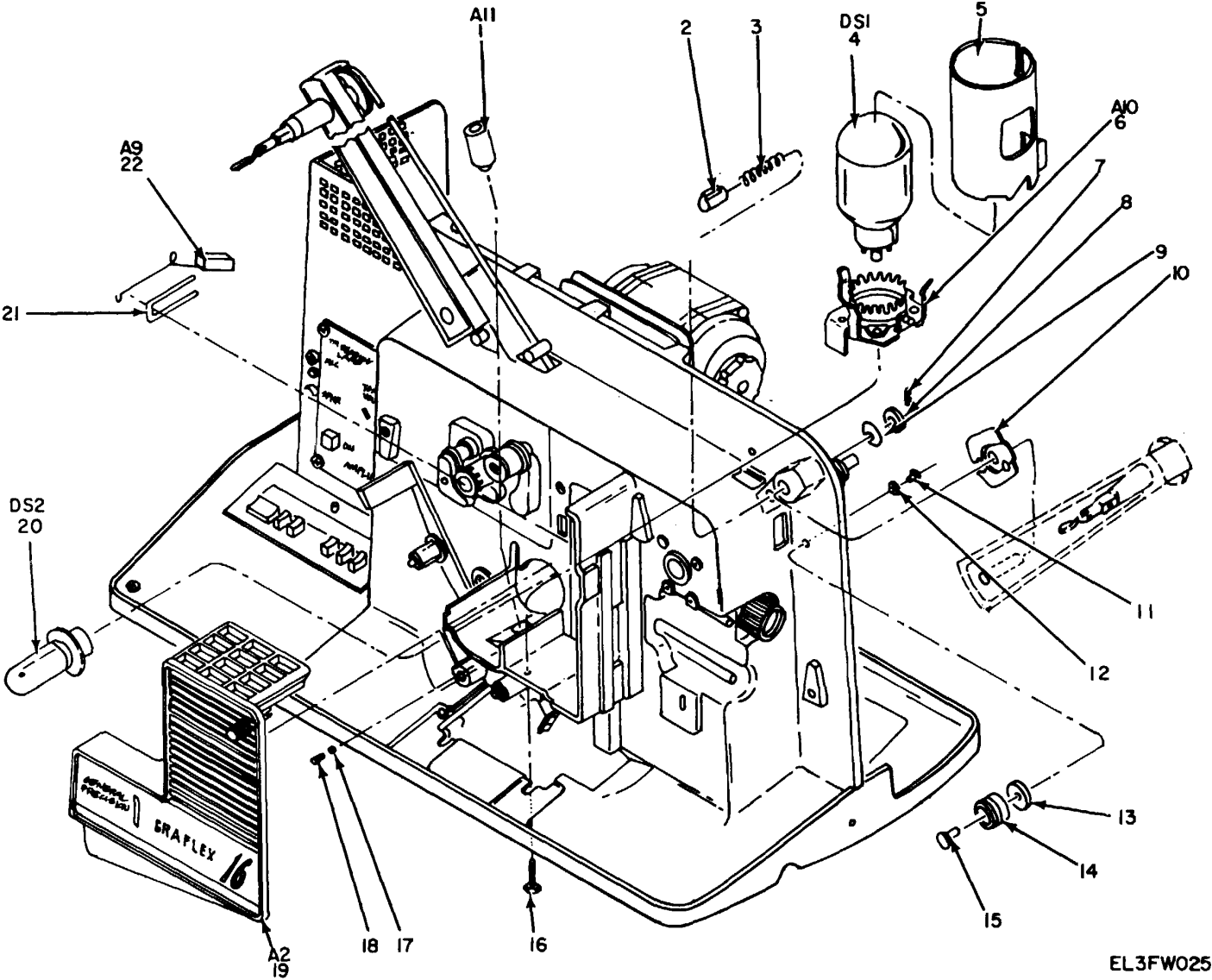
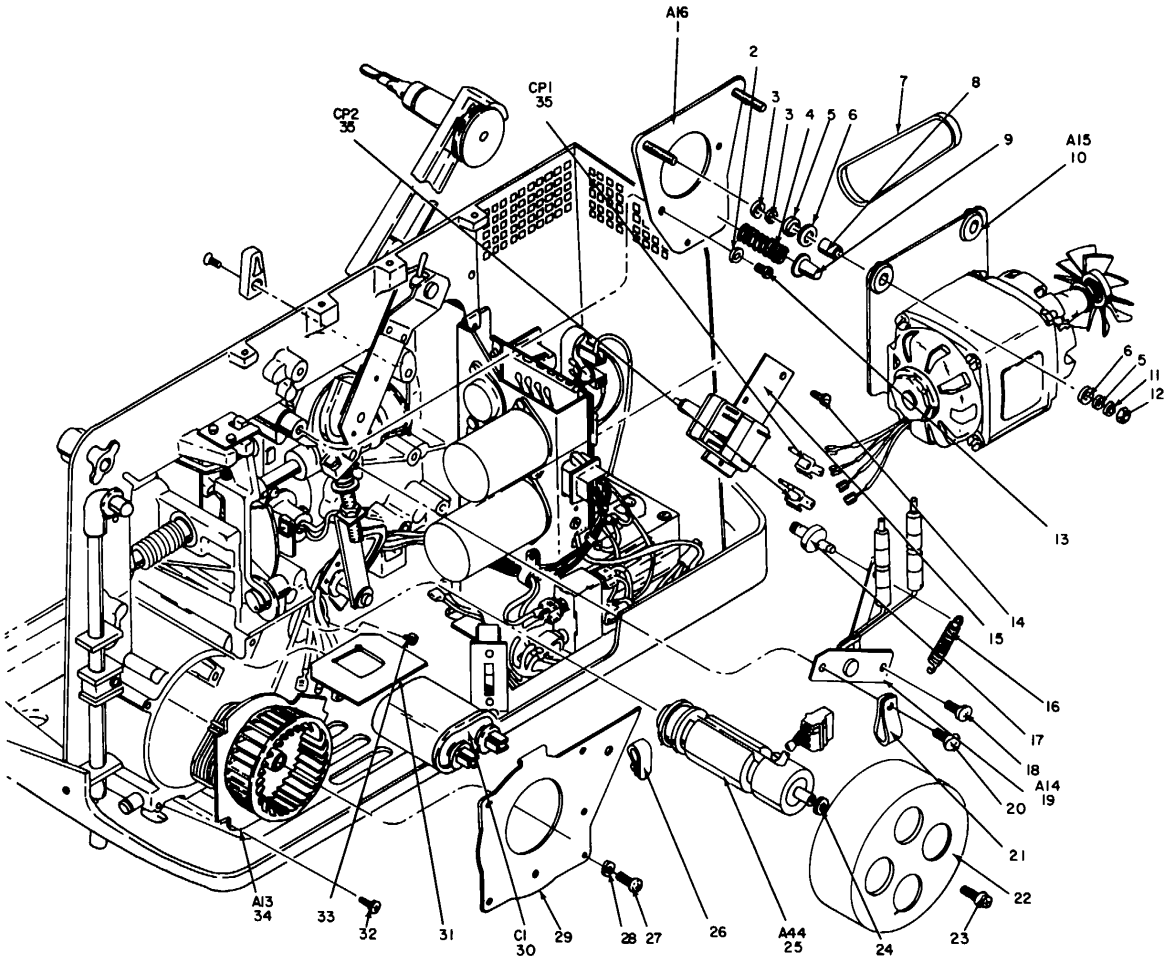


Figure 14. Projector, AQ-9A, Lamp House Components and Supply Reel Arm, Exploded View.

SECTION II

TM 11-6730-230-20P

(1) ILLUSTRATION		(2)	(3)	(4)	(5)	(6)	(7)	(8)
(a) FIG NO.	(b) ITEM NO.	SMR CODE	NATIONAL STOCK NUMBER	FSCM	PART NUMBER	DESCRIPTION USABLE ON CODE	U/M	QTY INC IN UNIT
14	4	PAOZZ	6240-00-069-3505	25734	38170P2	LAMP, INCANDESCEN 2GW	EA	1
14	20	PAOZZ	6240-00-155-7777	25734	38386P2	LAMP, INCANDESCEN 2GW	EA	1
					31			



EL3FW026

Figure 15. Projector, AQ-9A, Main Drive System, Sound Drum and Cooling System Components, Exploded View.

SECTION II

TM11-6730-230-20P

(1) ILLUSTRATION		(2)	(3)	(4)	(5)	(6)	(7)	(8)
(a) FIG NO.	(b) ITEM NO.	SMR CODE	NATIONAL STOCK NUMBER	FSCM	PART NUMBER	DESCRIPTION USABLE ON CODE	U/M	QTY INC IN UNIT
15	7	PAOZZ	3030-00-089-7870	25734	39086P1 33	BELT, FLAT..... 2GW	EA	1

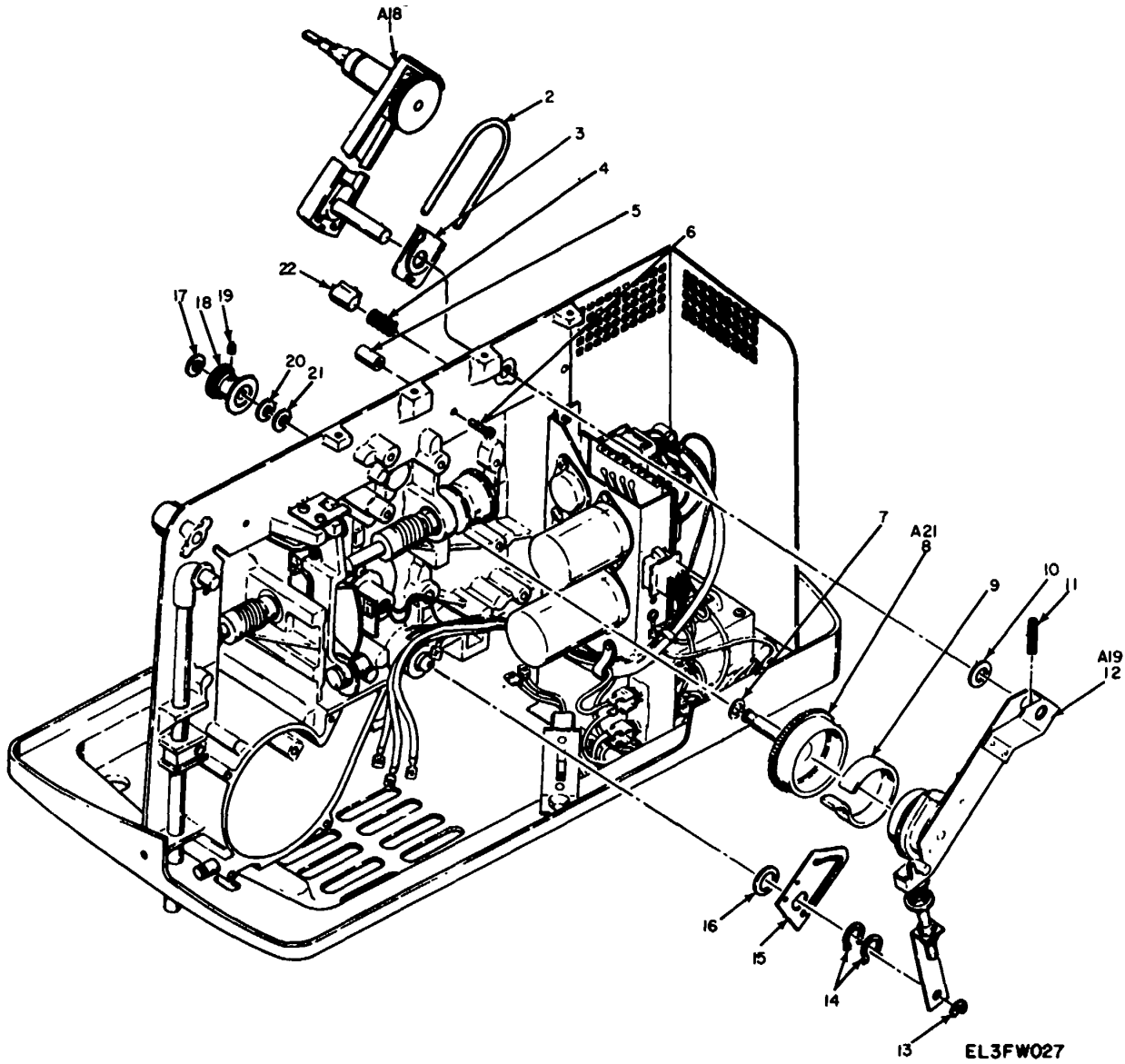
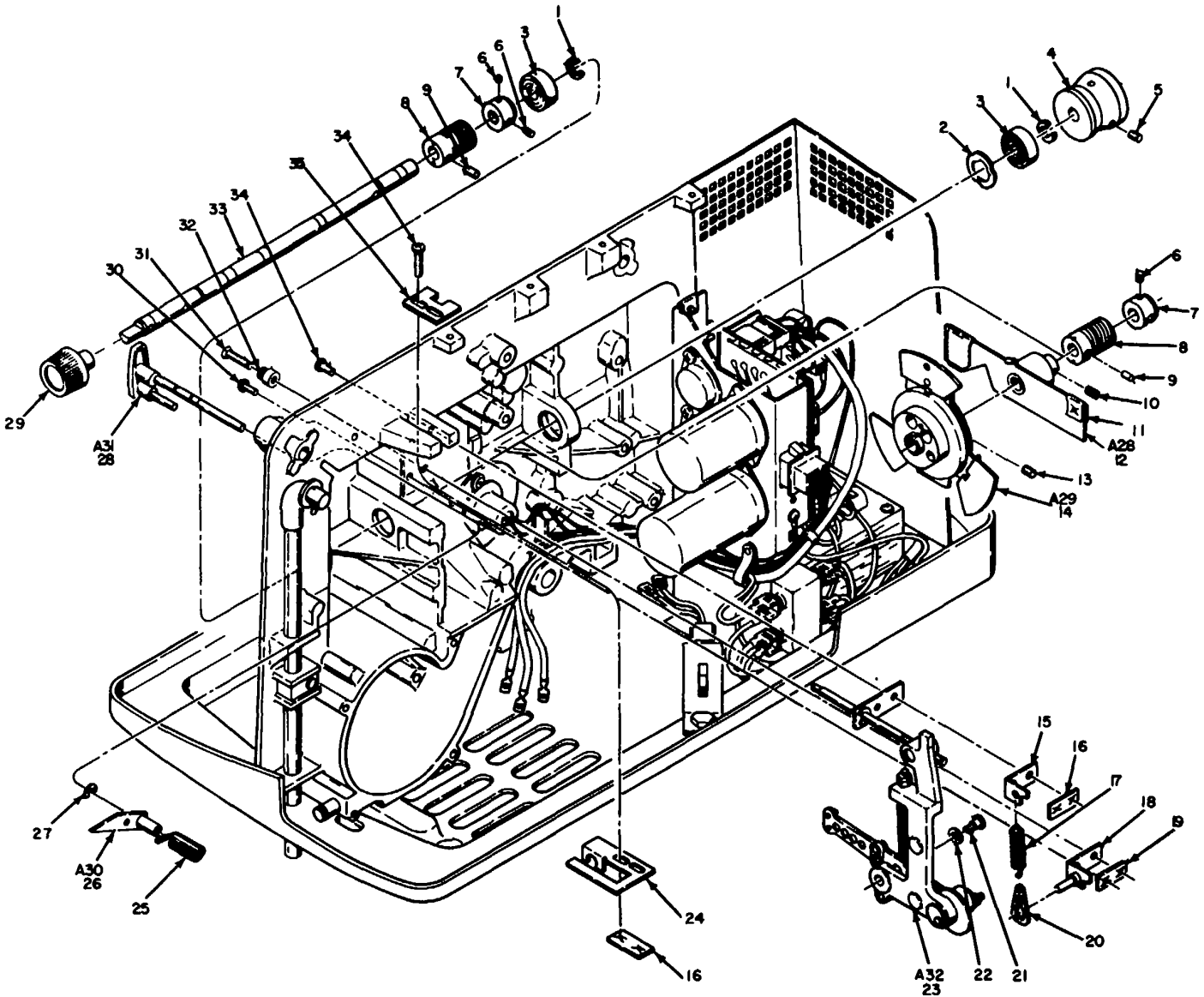


Figure 16. Projector, AQ-9A, Takeup Mechanism and Reel Arm, Exploded View.

SECTION II

TM11-6730-230-20P

(1) ILLUSTRATION		(2)	(3)	(4)	(5)	(6)	(7)	(8)
(a) FIG NO.	(b) ITEM NO.	SMR CODE	NATIONAL STOCK NUMBER	FSCM	PART NUMBER	DESCRIPTION USABLE ON CODE	U/M	QTY INC IN UNIT
16	2	PAOZZ	3030-00-089-7871	25734	39211p1 35	BELT, ROUND..... 2GW	EA	1



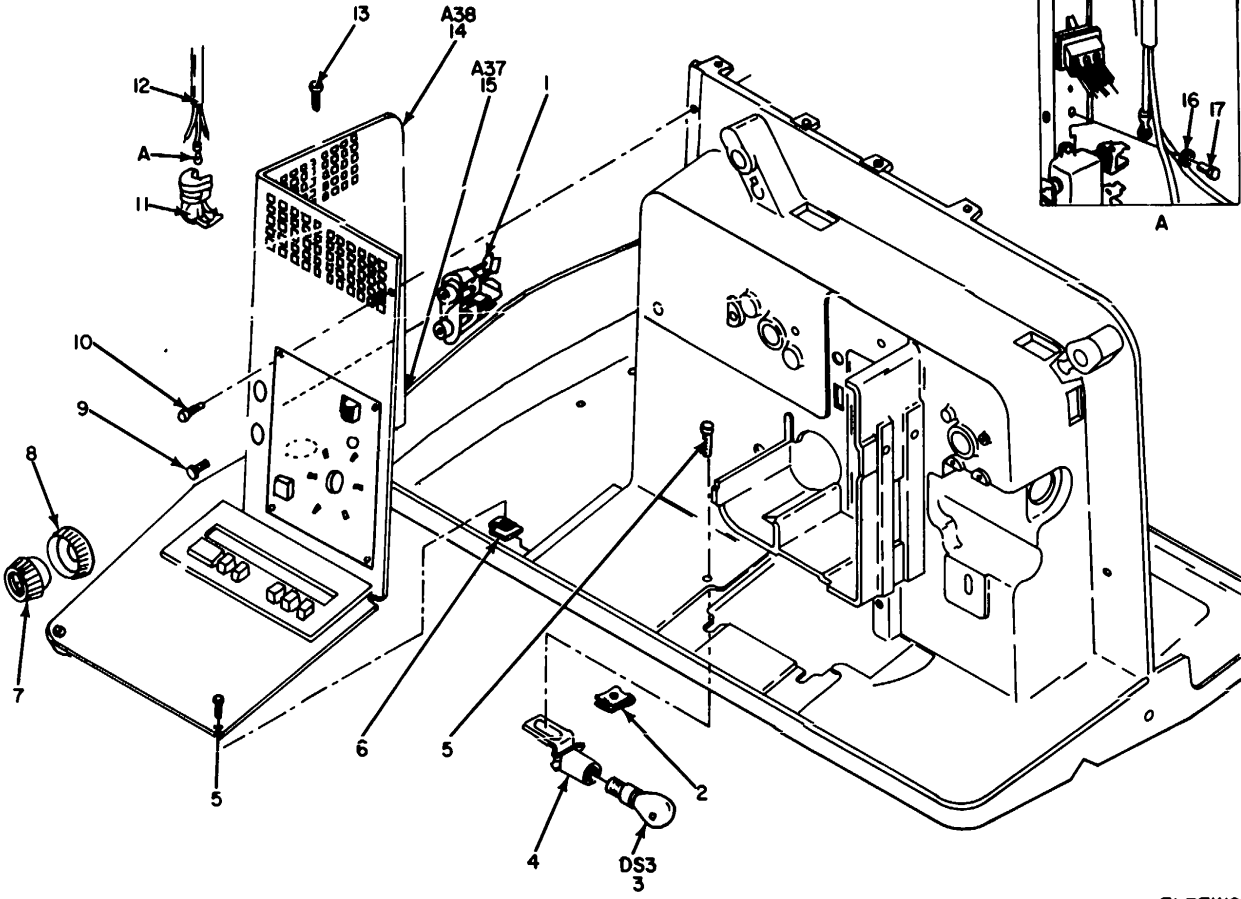
EL3FW029

Figure 17. Projector, AQ-9A, Drive Shaft Components and Claw Arm, Exploded View.

SECTION II

TM11-6730-230-20P

(1) ILLUSTRATION		(2)	(3)	(4)	(5)	(6)	(7)	(8)
(a) FIG NO.	(b) ITEM NO.	SMR CODE	NATIONAL STOCK NUMBER	FSCM	PART NUMBER	DESCRIPTION USABLE ON CODE	U/M	QTY INC IN UNIT
17	29	XDOZZ		25734	39184P1 37	KNOB, INCHING 2GW	EA	1



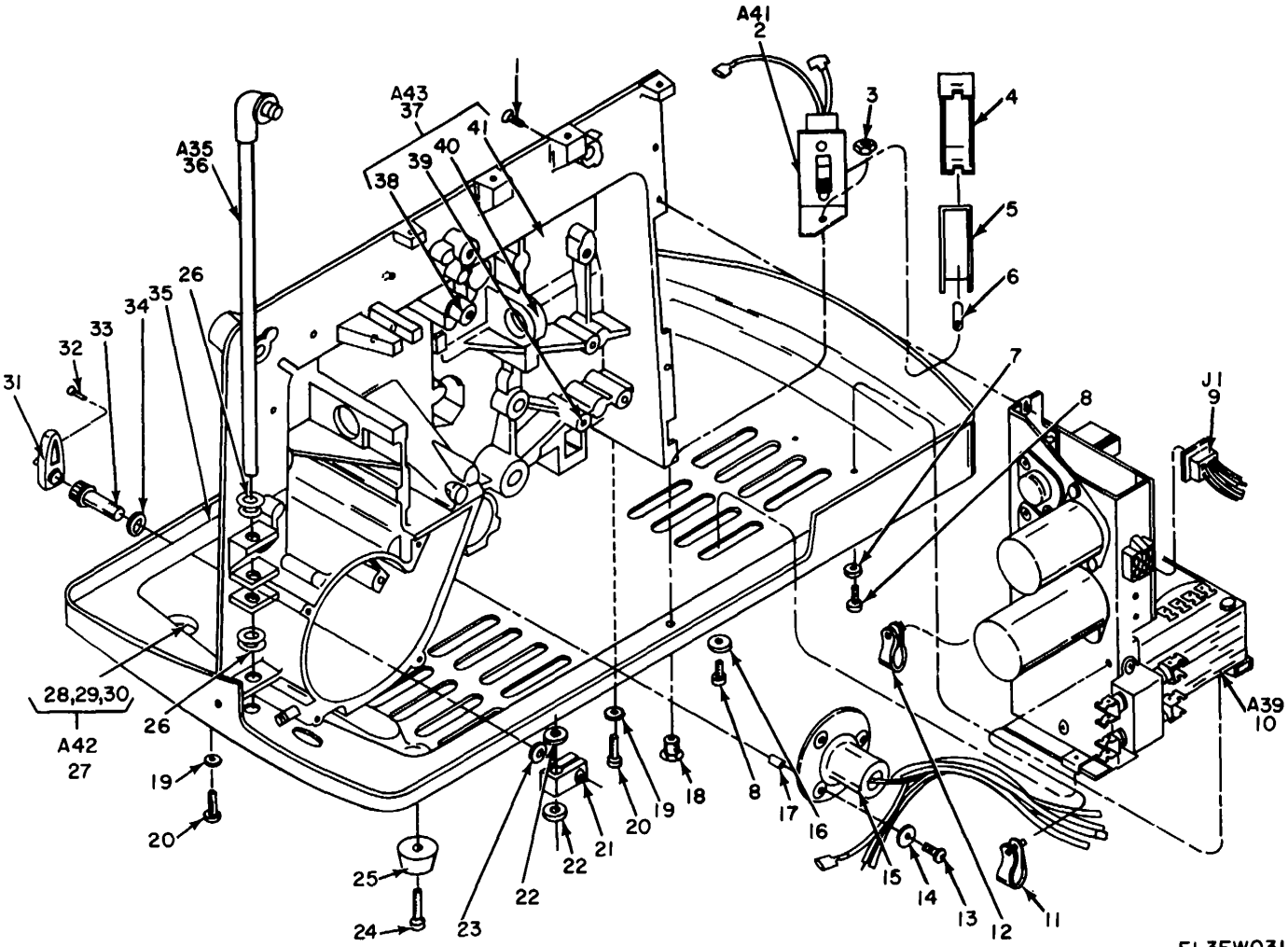
EL3FW030

Figure 18. Projector AQ-9A, Amplifier Cover Assembly and Threading Lamp Components, Exploded View.

SECTION II

TM11-6730-230-20P

(1) ILLUSTRATION		(2)	(3)	(4)	(5)	(6)	(7)	(8)
(a) FIG NO.	(b) ITEM NO.	SMR CODE	NATIONAL STOCK NUMBER	FSCM	PART NUMBER	DESCRIPTION USABLE ON CODE	U/M	QTY INC IN UNIT
18	3	PAOZZ	6240-00-655-2431	24455	6S6	LAMP, THREADING 2GW	EA	1
18	7	PAOZZ	5355-00-411-4481	81875	19300-10A	KNOB 2GW	EA	1
18	8	PAOZZ	5355-00-411-4480	81875	19400-3	KNOB 2GW	EA	1
39								



EL3FW03I

Figure 19. Projector, AQ-9A, Interlock Switch, Amplifier, Exciter Lamp Socket Base Details, Exploded View.

SECTION II

TM11-6730-230-20P

(1) ILLUSTRATION		(2)	(3)	(4)	(5)	(6)	(7)	(8)
(a) FIG NO.	(b) ITEM NO.	SMR CODE	NATIONAL STOCK NUMBER	FSCM	PART NUMBER	USABLE ON CODE	U/M	QTY INC IN UNIT
19	24	XDOZZ		25734	116-6R10H	SCREW, MACHINE 2GW	EA	4
19	25	XDOZZ		75543	747-RW, GR-S-SB	BUMPER, RUBBER..... 2GW	EA	4
					41			

NATIONAL STOCK NUMBER AND PART NUMBER INDEX

NOTE: LATEST NATIONAL STOCK NUMBER AND PART NUMBER ARE INCLUDED AT END OF INDEX.

STOCK NUMBER	FIGURE NO.	ITEM NO.	STOCK NUMBER	FIGURE NO.	ITEM NO.
5920-80-050-4953	10	8	5305-00-153-7906	2	17
6240-00-069-3505	3	3	6240-00-155-7717		20
6240-00-069-3505	14	4	6240-00-155-7777	14	20
3030-00-089-7870	15	7	6760-00-230-8411	4	12
3030-00-089-7871	6	1	6760-00-282-7988	2	21
3030-0-00-89-7871	16	2	6760-00-282-7988	12	31
3030-00-089-7172	4	7	5355-00-411-4480	9	11
3030-00-089-7872	13	8	5355-00-411-4480	18	8
5965-00-089-7873	11	1	5355-00-411-4481	18	7
6730-00-089-7943	11	2	5310-00-413-3033	5	21
6730-00-116-3454	12	27	6240-00-655-2431	9	5
6730-00-116-7065	13	24	6240-00-655-2431	18	3
6760-00-123-0634	13	16	5340-00-995-8329	8	27
6730-00-150-1779	2	15			

PART NUMBER	FSCM	FIG. NO.	ITEM NO.	PART NUMBER	FSCM	FIG. NO.	ITEM NO.
AQ-9A	80058	11	2	39085G1	25734	2	17
BQ-7A	80058	11	1	39086P1	25734	15	7
C9031-6Z4	78553	5	21	39184P1	25734	17	29
PH-312	81349	12	31	39211P1	25734	6	1
19300-10A	81875	1	7	32211P1	25734	16	2
19400-3	81875	9	11	39211P2	25734	4	7
19400-3	81875	18	8	39211P2	25734	13	8
2573-L	73586	12	27	39226P1	25734	2	15
3AB1-5AMP	81349	10	8	39428P1	25734	13	16
3666	94910	2	21	3946P1	25734	4	12
38170P2	25734	3	3	42553G1	25734	12	20
38170P2	25734	14	4	42553G2	25734	2	11
38184P1	25734	7	29	6S6	24455	9	5
38386P2	25734	3	20	6S6	24455	18	3
38386P2	25734	14	20	747-RW, GR-S-SBR	75543	19	25
38472G2	25734	13	24	747RWGRSSBR	75543	8	27
39047G2	25734	1	2				

LATEST NATIONAL STOCK NUMBER ASSIGNMENTS

STOCK NUMBER	FIG. NO.	ITEM NO.
5355-00-411-4481	9	10

LATEST PART NUMBER ASSIGNMENTS

STOCK NUMBER	FIG. NO.	ITEM NO.
116-6R10H	25734	8
116-6R10H	25734	19
19300-10A	81875	9

*U. S. GOVERNMENT PRINTING OFFICE: 1993 - 342-421 (62004)

By Order of the Secretary of the Army:

BERNARD W. ROGERS
General, United States Army
Chief Staff

Official:

J. C. PENNINGTON
Brigadier General, United States Army
The Adjutant General

DISTRIBUTION:

Active Army:

HISA (Ft Monmouth) (26)	
USAINSCOM (2)	Ft Carson (5)
COE (1)	Ft Gillem (10)
TSG (1)	Ft Gordon (10)
USAARENBD (1)	Ft Huachuca (10)
DARCOM (1)	Ft Richardson (CERCOM Ofc) (2)
TRADOC (2)	Army Dep (1) except
OS MAJ COMD (4)	LBAD (14)
TECOM (2)	SAAD (30)
USACC (4)	SHAD (3)
MDW (1)	TOAD (14)
Armies (2)	USA Dep (1)
Corps (2)	Sig Sec USA Dep (1)
Svc Colleges (5)	Units org under fol TOE:
USASIGS (5)	(1 cy each unit, UNIONIC)
USAADS (2)	29-207 (2)
USAFAS (2)	29-610 (2)
USAARMS (2)	11-96
USAIS (2)	11-117
USAES (2)	11-127
USAICS (3)	11-500 (AA-AC)
MAAG (1)	19-256
USARMIS (1)	19-316
USAERDAA (1)	29-134
USAERDAW (1)	29-136

NG: State AG (3); Units - Same as Active Army except allowance is 1 copy per unit.

USAR: None.

For explanation of abbreviations used, See AR 310-50.

RECOMMENDED CHANGES TO EQUIPMENT TECHNICAL PUBLICATIONS

SOMETHING WRONG WITH THIS PUBLICATION?



THEN... JOT DOWN THE DOPE ABOUT IT ON THIS FORM, CAREFULLY TEAR IT OUT, FOLD IT AND DROP IT IN THE MAIL!

FROM: (PRINT YOUR UNIT'S COMPLETE ADDRESS)

DATE SENT

PUBLICATION NUMBER

TM 11-5825-270-10

PUBLICATION DATE

23 Jul 81

PUBLICATION TITLE

Radio Frequency R-2176/FRN

BE EXACT... PIN-POINT WHERE IT IS

PAGE NO.

PARA-GRAPH

FIGURE NO.

TABLE NO.

IN THIS SPACE TELL WHAT IS WRONG AND WHAT SHOULD BE DONE ABOUT IT:

TEAR ALONG PERFORATED LINE

PRINTED NAME, GRADE OR TITLE, AND TELEPHONE NUMBER

SIGN HERE:

DA FORM 2028-2
1 JUL 79

PREVIOUS EDITIONS ARE OBSOLETE.

P.S.—IF YOUR OUTFIT WANTS TO KNOW ABOUT YOUR RECOMMENDATION MAKE A CARBON COPY OF THIS AND GIVE IT TO YOUR HEADQUARTERS.

